


ОЛЬГА ГУРСЬКА

Fairy English

Англійська мова



Student's book

2

ОЛЬГА ГУРСЬКА

Англійська мова

підручник для 2 класу закладів загальної середньої освіти
(з аудіосупроводом)

English



Рекомендовано Міністерством освіти і науки України

Видавництво



™ «Підручники
і посібники»

УДК 811.111(075.2)
Г95

Підручник створено до Типової освітньої програми,
розробленої під керівництвом О. Я. Савченко

Рекомендовано Міністерством освіти і науки України
(наказ Міністерства освіти і науки України від 05.01.2024 р. № 8)

Гурська О.
Г95 Англійська мова : підручник для 2 класу закладів загальної
середньої освіти (з аудіосупроводом) / О. Гурська.— Тернопіль :
Підручники і посібники, 2024.
ISBN 978-966-07-

УДК 811.111(075.2)



Любий друже!

Ти починаєш захопливу подорож
чарівною країною Fairy English!
З ельфом Елі та його друзями
ти поринеш у неймовірно
цікавий світ англійської мови.
Пісні та захопливі пригоди Елі допоможуть
тобі впевнено, крок за кроком опановувати
англійську мову. А навчившись читати,
ти дізнаєшся про всі подорожі Елі
до Північного полюсу та спекотної Африки,
завітаєш до величних українських Карпат
та навіть познайомишся з фруктами
у магичній країні Фрутляндії.
Отже, влаштовуйся зручніше,
наша подорож починається!





Contents



1 Hello 6



2 Meet My Family 14



3 Around the World 22



4 My Appearance 30



5 Toys and Games 38



6 Clothes and Footwear 46



7 Leisure Time 54



8 My Favourite Food 62



9 Seasons and Weather 70



10 Don't Worry! 78



11 What Time Is It? 86



12 My Routines 64



13 Animals 102



14 At School 110

PHONICS 118

УМОВНІ ПОЗНАЧЕННЯ



Listen.
Послухай.



Watch.
Подивись.



Sing.
Заспівай.



Say. Repeat.
Скажи. Повтори.



Talk with your friend.
Поговори з другом/подругою.



Point. Show.
Вкажи. Покажи.



Read.
Прочитай.





Write. Fill in.
Напиши. Впиши.



Let's play.
Давай пограємо.



Перейди за посиланням
та переглянь відео 
або прослухай аудіо 

Щоб виконати завдання,
перейдіть за QR-кодом.



1a

Hello!



1 Listen, point and repeat.



Hello! / Hi!



Good morning!



Good afternoon!



Good evening!



Good night!



Goodbye! / Bye!



2 Watch the video and sing.



3 Look, point and say.



4 Look, point and say.



① — ② — ③ — ④ — ⑤ — ⑥ —



5 Show and say.





1b

Hello!



1 Listen, point and repeat.



1

What's your name?



2

My name's Eli.



3

I'm Ella.




2 Watch the video, sing and complete the sentences.

1 _____'s your name?

2 My _____'s Eli.

3 I' _____.



3 Talk with your friend.

Hello!
What's your name?



Hi!
My name's Eli.



Ella

1



Emma



Tim


2



Sam



Watch and sing.



4 Listen, choose and say.





1c Hello!



1 Listen, point and repeat.



2 Watch the video and sing a song.



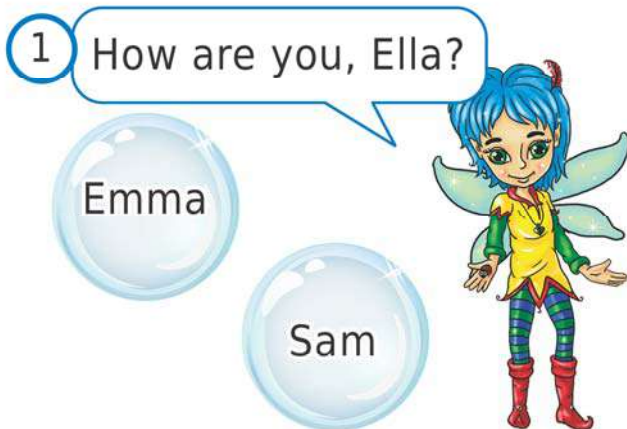
3 Complete and say.

1 How you?

2 I'm fine, you!



4 Listen and repeat. Say.





5 Watch the video and repeat. Read.





1d

Project

Choose your favourite character (Eli, Ella, Emma, Tim, Sam). Say hello, introduce yourself, find out about their names, well-being and say goodbye.

What's your name?

How are you?






1e

Revision. Now I Can



1 Look and say.



2 Ask and answer.

What's your name?

My name's

I'm



How are you?

I'm fine,
thank you.



3 Read and complete.

What **is** =

I **am** =

My name **is** =



На ігровому майданчику ти зустрічаєш дівчинку / хлопчика. Привітайся, назви себе, запитай, як її / його звати, як справи. Попрощайся.



2a

Meet My Family



1 Listen, point and repeat.



2 Listen, point and say.

This is my mum.



Watch and say.



This is



That is



3 Look, choose and say.

1



This is my mum.

That is my mum.

2



This is my grandpa.

That is my grandpa.

3



This is my sister.

That is my sister.

4



This is my dad.

That is my dad.



4 Point and say.



That is Alex.





2b

Meet My Family



1 Listen, point and repeat.





Watch and say.

Who's this?



She is my sister Polly.

Who's that?



He is my brother Rollie.



2 Read and say «yes» or «no».

1. Dolly is my mum.

2. Willie is my brother.



3. I love my family.

4. Polly is my grandma.



3 Read, ask and answer.



Meet my family! This is my mum Laura and that is my brother Dikki. Look! This is my dad, Mikki.

Who's this? She is Laura. She's my

Laura

Dikki



Mikki



brother

mum

dad



2c

Meet My Family



1 Listen, point and repeat.



2 Listen, point and say.

Watch and say.

1 How old are you?

1



2

I'm seven.



1

How old is he?



2

He's eight.



3 Look, ask and answer.

1



Lora

20

— How old is Lora?
— She's twenty.

2



Sid

14

3



Lily and
Fanny

9

4



Totta

15

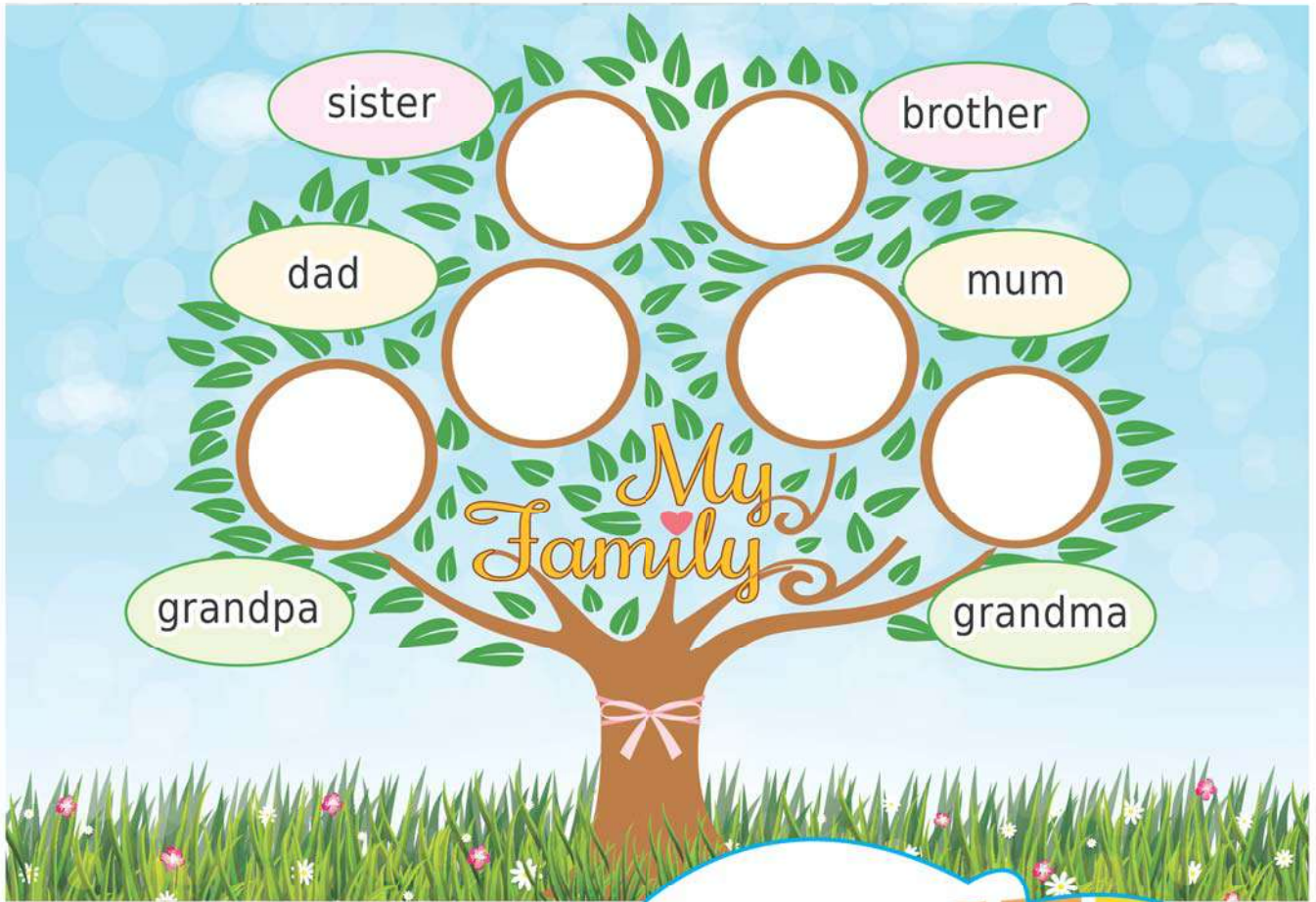


2d

Project



Draw your family tree and tell the class about your family.



Hello! My name's Eli.

Meet my family.

This is my mum Elvira, and that is my dad Alex. This is my sister Lily, and that is my brother Max.

Look at my grandma Laura, and my grandpa Ted.

I love my family.





2e

Revision. Now I Can




1 Look and say.

This is my mum.



2 Ask and answer.

How old are you?



I'm seven.



8

7

6

9

15



3 Look and complete with **this** or **that**.



He is Willie.

Who's ?



Who's ?

She is Polly.



Ти відпочиваєш з родиною за кордоном і зустрічаєш дівчинку / хлопчика, яка / який розмовляє англійською. Назви себе, скажи скільки тобі років та представ свою родину. Потім запитай дівчинке / хлопчика про її / його родину.



3a

Around the World



1 Listen, point and repeat.



2 Watch the video. Complete and say.

It is **big**.



3 Look and say.

1



It is clean.

2



They small.


3



They dirty.



Watch and say.



4 Read and complete with **am**, **is** or **are**.

- 1 My mum beautiful.
- 2 That elephant big. twelve.
- 3 This crocodile long.
- 4 How old you?
- 5 My sister and my brother
- 6 My name Eli.
- 7 They dirty.



5 Listen and say **yes** or **no**. Describe.





3b

Around the World

1 Listen, point and read.





Watch and say.



2 Read exercise one and complete.

- 1 The North Pole is
- 2 The polar bear is
- 3 Pengu is not
- 4 Pengu is and



3 Ask and answer.



Is Pengu cold?

No, it isn't.



3c

Around the World



1 Listen, point and repeat.

1 Ukraine Ukrainian

2 France French

3 The USA American

4 England English



2 Watch the video. Answer the questions.

1 Where is she from?



2 She is from France.

3 She's French.



Listen and say.



1 Where are you from?

2 I'm from Ukraine.
I'm Ukrainian.



3 Look, ask and answer.



Where is Alex from?

He's from England.
He's English.



4 Let's play.

1 Where am I from?



3 Yes, I am.

2 Are you from the USA?





3d

Project



1 Listen, read and write.



small

seven

dog

Ukraine

~~is~~

am



Hello! My name is Eli.

I'm _____ years old.

I _____ Ukrainian and I'm from _____.

This is my _____, Molly.

It's _____ and brown. I love my dog.

What about you?



2 Write the letter to your new friend and draw yourself.

 Hello! My name is ...





3e

Revision. Now I Can



1 Look and say.

~~clean~~

~~beautiful~~

dirty

small

big

long

short



It is clean and beautiful.



2 Ask and answer.



- Where is she from?
- She's from Ukraine. She's Ukrainian.

Ти подорожуєш потягом за кордоном та зустрічаєш хлопчика з котиком. Представся, скажи, що котик маленький. Скажи, з якої ти країни та запитай звідки хлопчик родом.



4a

My Appearance



1 Listen, point and repeat.

1

FACE

2 dark hair

3 nose

4 mouth

5 ear

6 eye

7 fair hair



2 Listen and point.

1



2



3



4





Watch and say.



He
has got
red hair.
He's got red
hair.



They
have got
fair hair.
They've got
fair hair.



3 Listen and choose which one is Ziki.

Ziki?



4 Look and describe.

*This is Pete,
and he is
seven.
He has got
red hair and
blue eyes.*





4b My Appearance



1 Listen and read.



① Hi! I'm Pinnie. I'm an elf. I've got green eyes and very big ears. I haven't got long hair. I've got many friends.

② Look! This is Monika. She's got fair hair and green eyes.

③ And that is Melinda. She's got red hair and brown eyes.

④ Here are Kia and Mia. They are twins. They've got brown hair and blue eyes.



2 Look and choose.

- 1 Who has got fair hair and green eyes?
- 2 Who has got brown hair and blue eyes?
- 3 Who has got green eyes and big ears?
- 4 Who has got red hair and brown eyes?

Melinda
Monika
Kia
Mia
Pinni



Watch and say.

+ She + has + got + a cat.
 ? Has + she + got + a cat?
 - She + hasn't + got + a cat.



3 Read and answer.

1

This is Sam.
He has got
fair hair
and blue
eyes.

A

2

This is Linda.
She has got
brown hair
and brown
eyes.

B

3

This is Paul.
He has got
dark hair
and black
eyes.

C

4

This is Inna.
She has got
red hair
and blue
eyes.

D

1. Has Paul got
green eyes?
No, he hasn't.

2. Have Inna
and Sam got
blue eyes?

3. Have Sam
and Linda got
red hair?


4. Has Linda
got fair hair?



4c My Appearance



1 Watch and repeat.



2 Look, ask and answer.

How many legs has Funnie got?



It's got three legs.





Listen and say.

How many legs has it got?

1



2

It's got two legs.



3 Look and say.

It's got a yellow head.

1

2

arms

3

body

4

legs

5

feet



4 Let's play.

Has your monster got a violet body?

Yes, it has!

Is it Vikki?

Yes, it is!

FRANK

Loop

Vikki



1



2



3




4d Project



1 Read, draw and write about your elf. Then describe it.



This is Loony. He is an elf. 
He is my friend. He has got
a big head and yellow body.
He has got two big blue eyes
and two green ears. Loony has
got two arms and two legs.
He has got pink feet
and blue hands.
Loony is very nice!




4e

Revision. Now I Can



1 Look and say.



2 Look and find four differences.

A



B



In picture A
the monster
has got pink hair.

На уроці малювання твій малюнок монстрика отримав перше місце. Розкажи про нього та опиши.



5a

Toys and Games



1 Listen, point and repeat.




2 Point, ask and answer.





Watch and say.



1 robot + 1 robot = 2 robots



1 box + 1 box = 2 boxes

Після **s, ss, ch, sh, x** → **(es)**



3 Listen, count and say.

How many toys?

Four trucks!



4





5b

Toys and Games



1 Listen and read.



1.Eli: We are at the toy shop. It's big!

2.Eli: Look! These are robots and those are drums!

3.Ella: And that is a beautiful doll's house!

4.Eli: Oh, look! Those are trucks! They are big and red.

5.Ella: And these are beautiful cats! Oh, they aren't toys! They're real!



Watch and say.

These are trucks



Those are trucks



2 Tick the toys you read about.

1. balls ☐ 2. scooters ☐ 3. blocks ☐ 4. robots ☐ 5. trucks ☐



3 Fill in **this, these, that** or **those**.

1 This is a doll's house.



2 _____ are dogs.



3 _____ are cats.




4 _____ are blocks.



5 _____ is a drum.



6 _____ is a robot.





5c

Toys and Games



1 Listen, point and repeat.



2 Look and say.





Watch and say.



What are these?



They are drums.



What are those?



They are drums.



3 Look, ask and answer.

1 What are these?

2

They are blocks.

3

What are those?

4

They are kites.



1




2



3



4



5



6





5d

Project



1 Draw your toys and write.



Look at my toys!
This is my drum and that is my
new scooter. These are my old
blocks and those are my puzzles.
I love my toys!





5e

Revision. Now I can



1 Look and say.

Number ① is a robot.



2 Complete and say.

this

that

those

these



1 _____ are puzzles.



2 _____ is a doll's house.



3 _____ are scooters.



4 _____ a skateboard.

До тебе в гості завітав твій товариш або подруга. Покажи йому / їй свої іграшки та розкажи, які іграшки ти маєш та якого вони кольору.



6a

Clothes and Footwear



1 Listen, point and repeat.



2 Watch a video and complete the sentences.

This is my vyshyvanka. It's white, red and green.



These are my shorts. They're pink.





Watch and say.



I	My	You	Your
He	His	We	Our
She	Her	They	Their
It	Its		



3 Read and fill in **his, her, its** or **their**.

- 1 This is Mary, and this is dress.
- 2 These are Kleo and Mindy, and these are puzzles.
- 3 That is Ted, and that is jacket.
- 4 This is my dog, and this is ball.



4 Listen, match and say.

Oscar

1 Mandy

2 Dave

3 Lora

4 Kate

T-shirt

dress

jacket

hat

vyshyvanka

This is Oscar and this is his T-shirt.



6b

Clothes and Footwear



1 Watch and read.



1 Meet Maggy and Kevin. They're from Marveland and this is their house.

2 This is Maggy. Look at her clothes. This is her hat. It's black. This is her dress. It's purple and black. And these are her cats. They're white. Look at her broom! It's new.

3 This is Kevin. He's Maggy's brother. Look at his clothes. This is his coat. It's blue. And this is his hat. It's brown. These are his trousers. They're brown, too. What's this? This is his book and it's magic.



Watch and say.

Maggy's hat



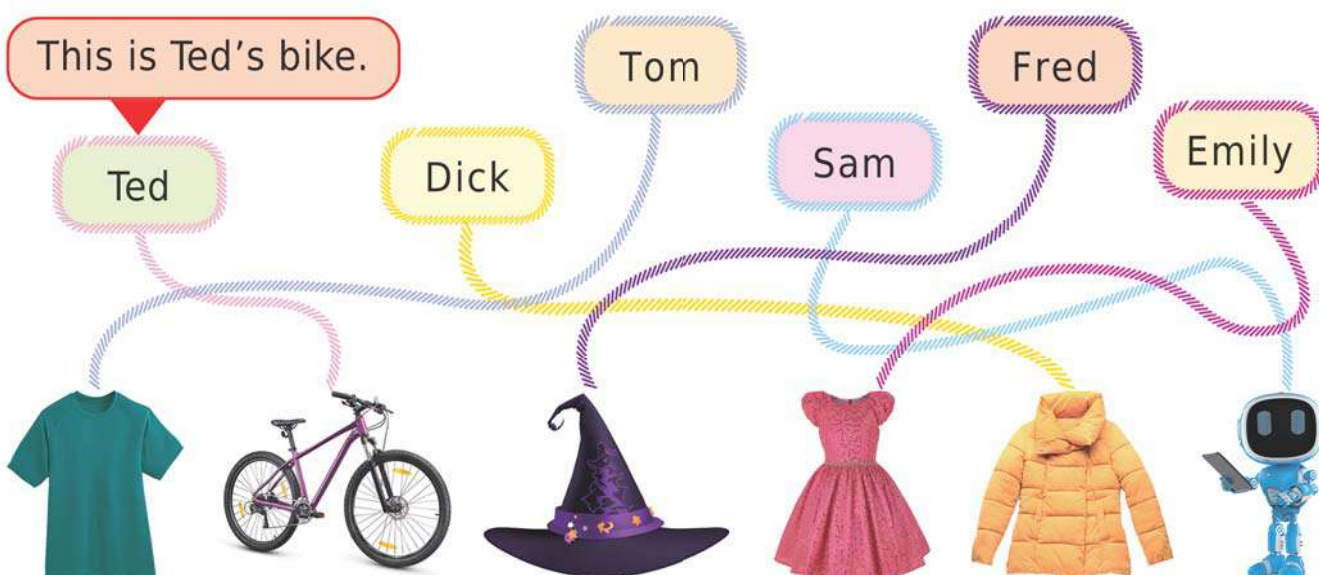
2 Read again and complete.

- 1 Maggy's hat is .
- 2 Maggy's cats are .
- 3 Maggy's broom is .
- 4 Kevin is Maggy's .
- 5 Kevin's hat is .
- 6 Kevin's book is .



3 Look and say.

This is Ted's bike.





6c

Clothes and Footwear



1 Listen, point and repeat.



2 Watch the video and say.



These are her shoes.



These are his boots.





Listen and say.



Whose ... ?

Ted

Who's ... ?

Whose dog is it?
It's Ted's.

Who's he?
He's Ted.



3 Read and choose **Whose** or **Who's**.

- 1 jumper is this? - It's Pete's.
- 2 he? - He's my brother.
- 3 cap is this? - It's Linda's.
- 4 she? - She's my grandma.



4 Look and say.



*This is her T-shirt,
and these are
her flip flops.*

* T-shirt * flip flops



* jacket * trainers



* dress * sandals



* coat * shoes



* vyshyvanka * boots



6d

Project



1 Read, draw and write.



Hello! My name's Eli. This is my friend, Ella. She is beautiful. Look at her clothes. Her T-shirt is yellow, and her shorts are blue. And that's her cap. It's green. Look at her shoes. They are brown.





6e

Revision. Now I Can



1 Point and say.



2 Match and say.



Ти відпочивав/відпочивала влітку в Одесі на Чорному морі.
Покажи своє фото друзям та опиши свій одяг.



7a

Leisure Time



1 Listen, look and repeat.



2 Look, ask and answer.



Watch and say.

She can't ski. -

+

She can ski.

?

Can she ski?



3 Listen, put a tick or a cross, then say.

Eli can skate and ski but he can't snowboard.

Eli

Emma

Sam and Tim

Ella



skate



ski



snowboard



4 Talk with your friend.

Can you ski?

Yes, I can.

Can you snowboard?

No, I can't!



7b

Leisure Time



1 Watch and read.

1 This is Jane with her friends in Bukovel. Look at her photo album. They are sledding down the hill.



2 And they're making a snowman. It's big and funny.



3 Look! She's playing snowballs with her friends.



4 And who's that? Oh, that's Santa and he's sledding, too!



Watch and say.



2 Read, complete and match.

- 1 In picture one the children
- 2 In picture two the children
- 3 In picture three the children
- 4 In picture four Santa



3 Look and say.

What is Nick doing?

He's skiing.





7c

Leisure Time



1 Listen, look and repeat.



2 Look and say.

What is it doing?



It's sunbathing.





Listen and say.

What is he doing?



He's diving.



3 Look and say.

What is Dave doing?

He's swimming.




Dave	✓			
Pam			✓	
Kate		✓		
John				✓



4 Look at the picture and find three differences.

In picture A Jane and Tom are playing with a ball.






7d

Project



1 Read, draw and write.





7e

Revision. Now I Can



1 Say and point.

1



skate

2



sledge

3



make
a snowman

4



play
snowballs

5



ski

6



snowboard

7



swim

8



rollerblade

9



make
a sandcastle

10



dive

11



sunbathe

12



play soccer

13



fly a kite



2 Look and say.

They can make
a sandcastle.
They are making
a sandcastle now.



Розкажи своєму новому другу/подружці з Англії, як діти в Україні розважаються влітку та взимку.




8a

My Favourite Food



1 Listen, point and repeat.




2 Look and say.

*I like apples
and
I like oranges,
too.*





Watch and say.



3 Listen and point to the fruit Megan likes.



4 Talk with your friend.





8b

My Favourite Food



1 Watch and read.



1. We're are fruit!
Welcome to Fruitland!

2. Meet
Mr Watermelon!
He is happy.

3. And that is
Miss Strawberry.
She is beautiful.

4. And who are
those? Oh, those are
Mr Apple and
Mr Pineapple.
They're friends.

5. And this is Ranny,
an Orange. He's
swimming! Do you
like water? Oh yes,
I do! I love water!



2 Look and say.

1 Mr Watermelon is .

2 Miss Strawberry is .

3 Mr Apple and Mr Pineapple are .

4 Ranny, an Orange is .


swimming

friends

happy

beautiful

Watch and say.



3 Read, look and say.

Tom is from France and he's French. He's nine.
Tom likes apples but he doesn't like pineapples.

Tom

Melinda

Vlad



4 Talk with your friend.

I like apples.

I don't like strawberries.





8c

My Favourite Food



1 Listen, point and repeat.

1



potato

2



tomato

3



vegetables

4



carrot

5



pizza

6



cake

7



French fries

8



borshch



2 Look, match and say.



Fruit



Vegetables

Potatoes
are
vegetables.





Listen and say.



one hryvnia



five hryvnias



fifteen hryvnias
twenty



3 Point and say. Then ask and answer.



20.10 €

How much is a
cake? It's 20
hryvnias 10.



9.15 €

How much are
the tomatoes?
They are
9 hryvnias 15.



15.00 €



8.13 €



12.00 €



17.20 €



4 Look and say.

I've got a cake. I like cakes.



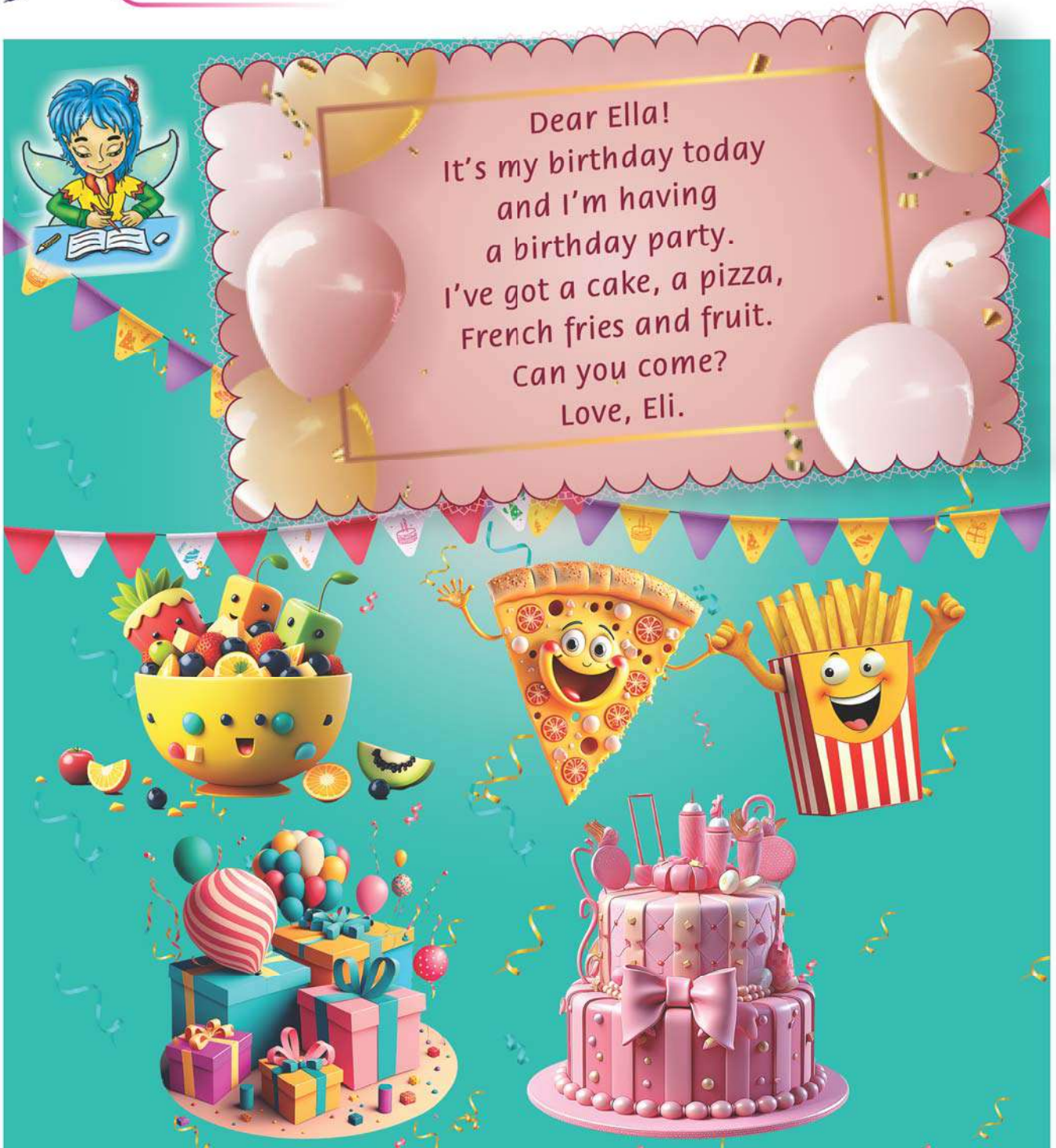


8d

Project



1 Read, draw and write a birthday card.





8e

Revision. Now I Can



1 Look and say.

1



potato

2



strawberry

3



vegetables

4



melon

5



peach

6



tomato

7



orange

8



carrot

9



pineapple

10



apple

11



watermelon

12



pizza

13



borshch

14



cake

15



French fries



2 Ask and answer.

Do you like apples?
No, I don't like apples
but I like oranges.



3 Ask and answer.

1



8.16₴

How much is
a melon?
It's eight hryvnias
sixteen.

2



4.17₴

3



5.12₴

4



7.19₴

Ти у супермаркеті. Прочитай список продуктів, які тобі потрібно придбати та скажи, скільки вони коштують.



9a

Seasons and Weather



1 Listen, point and repeat.



2 Look and say.



What season is it?

It's spring!





Listen and say.



What season is it?



It's autumn.



3 Listen and tick. Then say.

Summer



A

- ☐ 1) sunbathe
- ☐ 2) skate
- ☐ 3) swim

Winter



B

- ☐ 1) dive
- ☐ 2) make snowman
- ☐ 3) play snowballs

Autumn



C

- ☐ 1) fly a kite
- ☐ 2) rollerblade
- ☐ 3) ski

Spring



D


- ☐ 1) ride a scooter
- ☐ 2) skate
- ☐ 3) play soccer



4 Let's play.



I think it's spring.



I think it's summer.





9b

Seasons and Weather



1 Watch and read.




2

In Ukraine in winter you can skate, play snowballs and ski.



3

In summer you can sunbathe, swim and dive.



1

I am happy to live in Ukraine.



4

Ukraine is very beautiful. It's got blue rivers and green fields.



5

Our traditional costume is vyshyvanka and our traditional dish is borsch. Welcome!





Listen and say.

*It's autumn in the USA.
You can fly a kite.*



2 Read Exercise one and complete the sentences.

- 1 In winter you can , play snowballs and skate
- 2 In summer you can sunbathe, and dive
- 3 Our traditional costume is ski
- 4 Our traditional dish is vyshyvanka borshch swim



3 Look and say.



4 Let's play.



What's your
favourite season?
Is it summer?

Yes, it is!



What's your
favourite season?
Is it spring?

No, it isn't!





9c

Seasons and Weather



1 Listen, point and repeat.

2 It's sunny.

3 It's windy.

4 It's rainy.

5 It's hot.

1 What's the weather like?

 32°	 23°	 12°	 8°
 5°	 -7°	 -15°	 -10°

6 It's cold.



2 Look, ask and answer.

What's the weather like?



It's rainy.





Listen and say.



What's the weather like?



It's sunny.



3 Look and say.

1



What's the weather like in spring?
It's sunny.

2



3



4



4 Listen and complete.

- 1 It's sunny. Emma is sunbathing.
- 2 It's cold. Eli is .
- 3 It's windy. Tim is .
- 4 It's hot. Sam and Ted are .

1



5 Talk with your friend.

What's the weather like today?



It's sunny today!



9d

Project



1 Read and write about the season and the weather.



Hello!

My name's Eli and I'm from Ukraine.
It's summer now and I'm on the beach
with my friends. It's very hot and sunny.
Tim and Sam are playing volleyball now.

Ella is swimming and Emma
is sunbathing. We're having fun.
What are you doing now?



9e

Revision. Now I Can



1 Look and say.

1



It's windy.

2



It's cold.

3



It's hot.

4



It's rainy.

5



winter

6



spring

7



autumn

8



Summer

9



It's sunny.

10

What's the weather like?



2 Ask and answer.

What's the weather like today?

2



1

It's sunny.

3



4



Ти спілкуєшся телефоном з тіткою з Америки. Розпитай, яка погода зараз в Америці та опиши погоду в Україні.



10a

Don't Worry!



1 Listen, point and repeat.



1 make the bed



2 clean the window



3 mop the floor

4 Scotland

5 Loch Ness Monster

6 neck →

7 take photos



2 Look and complete.

1 Clean the .

2 Make the .

3 Mop the .

4 Take .





Watch and say.



Don't take photos!



3 Look and say.



4 Listen and put a tick or a cross. Then say.

Don't sunbathe, Eli!

- 1 sunbathe
- 2 swim in the sea
- 3 put on a hat
- 4 fly a kite
- 5 dive





10b

Don't Worry!



1 Watch and read.

1



2



3



4



1 **Eli:** We're in Scotland. Let's find the Loch Ness Monster.

2 **Emma:** Eli, look! A monster! Don't take photos. It can swim away. Nessy has got a small head and a long neck.

3 **Emma:** Nessy is beautiful, but she isn't happy. She hasn't got any friends!

Eli: Where is my magic wand?

4 **Eli:** Now she has got a friend! Look at Nessy now. She is very happy!



Listen and say.



2 Read exercise one and complete.

- 1 Eli and Emma are in .
- 2 Monster's name is .
- 3 Nessy has got a small .
- 4 Nessy has got a long .
- 5 Nessy has got a friend and she is .



3 Read and repeat. Then say.

- 1 Mop the floor.
- 2 Make the bed.
- 3 Clean the windows.



4 Show and say.





10c

Don't Worry!



1 Listen, point and repeat.



Don't shout!



Don't run!



Be quiet!



Listen to your teacher!

RULES



Don't worry!



Don't eat!



Don't talk!



2 Look and say.



Watch and say.



3 Look and say.

CLASSROOM RULES

- 1 shout **✗**
- 2 be quiet **✓**
- 3 run **✗**
- 4 listen to your teacher **✓**
- 5 eat in class **✗**



4 Match and say.



Mop
the floor!

Don't eat!

Clean
the windows!


Don't worry!



10d Project



1 Draw the signs and write the rules at the zoo in Kyiv.



**DON'T
RUN!**

**DON'T
SHOUT!**

BE QUIET!

**Kyiv
Zoo
rules**

**DON'T
TAKE
PICTURES!**



10e

Revision. Now I Can



1 Look and say.



Don't shout!



Be quiet!



Take photos!



Don't eat!



Listen to your teacher!



Don't worry!



Clean the window!



Mop the floor!



Don't run!



Make the bed!



2 Look, match and say.



1



2



3



4

Mop the floor!

Don't worry!

Take a photo!

Be quiet!

Твої друзі вперше відвідують музей історії України. Розкажи їм, що можна та чого не можна робити у музеї.



11a

What Time Is It?



1 Listen, point and repeat.



2 Ask and answer.



What time is it?



It's 8 o'clock.



Listen and say.

What time is it?

It's 9 o'clock.



3 Look and say.

It's nine o'clock.
Let's have
breakfast.



1 breakfast



2 lunch



3 dinner



4 Listen and tick the correct time.



1 5:00 ☐
12:00 ☒



2 7:00 ☐
9:00 ☐



3 10:00 ☐
11:00 ☐



4 4:00 ☐
6:00 ☐



5 Talk with your friend.

What time is it?

Is it seven
o'clock?



Yes, it is!



11b

What Time Is It?



1 Watch and read.

Let's travel around the world.


1



We're in Australia now.
It's nine o'clock.
It's time for breakfast.
Look! These kangaroos
are having breakfast.

And here we are in
Africa. It's one o'clock
and it's time for lunch.
Look! They're having
lunch.

2



3



We're at the North Pole!
It's six o'clock and Pengu
is having a birthday
party. He's having ice
cream for dinner.
Happy birthday, Pengu!



Listen and say.



It's one o'clock.
It's time for lunch.



2 Read Exercise one and complete.

- 1 It's o'clock in Australia. It's time for .
- 2 It's o'clock in Africa. It's time for .
- 3 It's o'clock at the North Pole. It's time for .



3 Look and say.

1



It's nine o'clock.
It's time
for **games**.

2



3



4



friends

school

breakfast

games



11c

What Time Is It?



1 Listen, point and repeat.



English lesson



Music lesson



Dance lesson



Art lesson



Swimming lesson



Karate lesson



2 Look and say.

I like English lessons.





Listen and say.



What time is your swimming lesson?



It's at six o'clock.



3 Look and say.

1

What time is your Art lesson, Jane?

2

My Art lesson is at twelve o'clock.



Jane's lessons	TIME
Karate lesson	8:00
Dance lesson	11:00
English lesson	2:00
Art lesson	12:00
Swimming lesson	6:00
Art lesson	5:00



4 Talk with your friend.



What is your favourite lesson? Is it English?

Yes, it is!





11d Project



1 Read and write about your extra activities.

Harry



Swimming lesson

- 9.00

Karate lesson

- 12.00

English lesson

- 7.00

Molly



Art lesson

- 5.00

English lesson

- 7.00

Hi! I'm Harry and I'm from the USA. I like sport and I've got a lot of lessons.

It's  o'clock and it's time

for my



lesson. Then, at  o'clock I've

got my



lesson.

And this is my friend Molly. She can't swim but she can draw.

She's got her  lessons

at  o'clock.

And we love English. We have

our



lesson

at  o'clock.

What about you?



11e

Revision. Now I Can



1 Look and say.



Art lesson



It's 12 o'clock.



Dance lesson



Music lesson



It's 6 o'clock.



It's 8 o'clock.



Karate lesson



English lesson



It's 9 o'clock.



Swimming lesson



2 Look and say.

Lessons	TIME
Art lesson	12.00
Swimming lesson	7.00
English lesson	5.00
Karate lesson	3.00
Dance lesson	6.00
Music lesson	4.00

What time is it?

It's twelve o'clock.
It's time for my Art lesson.

Тебе запросили у кафе після школи. Поясни, чому ти не зможеш піти. Які та о котрій годині сьогодні у тебе додаткові заняття.



12a My Routines



1 Listen, point and repeat.

1 get up



2 brush teeth




3 have a shower



8 go to bed



4 have breakfast



7 play



6 do homework



5 go to school



2 Look and say.



I have a shower in the morning.



Listen and say.



1 in the morning



2 in the afternoon



3 in the evening



3 Listen and complete.



Carol and Jack

7.00	get up
8.00	
9.00	go to school
4.00	do homework
6.00	
9.00	have a shower
10.00	



4 Look at Exercise three and say.



Carol and Jack
get up at 7.00 in
the morning.



12b My Routines



1 Watch and read.

1



We're in space! Look at our spaceship. We get up at six o'clock in the morning and have our space breakfast. We can't have a shower in space.

2




In the afternoon at two o'clock we have lunch and take photos of the planets.

3



In the evening after dinner we read books, listen to music and write e-mails to our families.

4



We go to bed at ten o'clock in the evening. Look at our space beds!



Listen and say.



2 Read Exercise one again and complete the sentences.

- 1 In the morning we at 6 o'clock and have our space breakfast.
- 2 In the afternoon we have and of the planets.
- 3 In the evening we at 10 o'clock.



3 Ask and answer.



Do you go to school in the afternoon?



No, I don't.



Do you brush teeth in the morning?



Yes, I do.



12c

My Routines



1 Listen, point and repeat.



2 Look and say.

Let's go
to the cinema!





Watch and say.



3 Look at the map and fill in.



between

opposite

next to


- 1 Where's the cinema? It's the park and the pet shop.
- 2 Where's the shopping mall? It's the cinema.
- 3 Where's the zoo? It's shopping mall.
- 4 Where's the park? It's café.



12d Project



Read, draw a map and write an invitation to the cinema.



Dear Ella!

Let's go to the cinema in the evening. It's in Strawberry Street. The cinema is next to the park and opposite the shopping mall. Let's go to the café after the cinema and have some cake.

Love,
Eli.





12e

Revision. Now I Can



1 Look and say.



► I have
a shower in
the morning.

1



brush teeth

2



go to school

3



get up

4



go to bed

5



play

6



do homework

7



have
a shower

8



have
breakfast

9



in the morning

10



in the afternoon

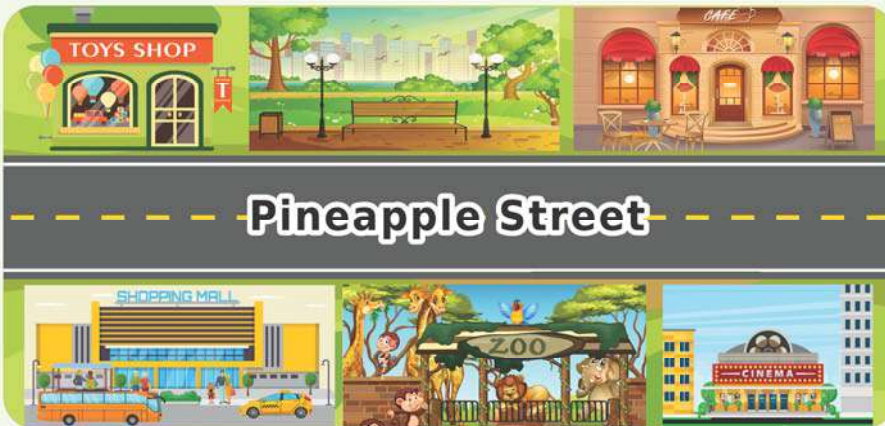
11



in the evening



2 Look at the map and find the way.



Where is
the cinema?

It's in Pineapple
Street. It's opposite
the café and next
to the zoo.

Ти запросила / запросив друзів у кафе в Полтаві. Подивись
на карту вище та поясни їм, як туди дістатись.



13a Animals



1 Listen, point and repeat.



2 Look and say.

What is your favourite animal?



My favourite animal is a giraffe.





Listen and say.



How many legs
has a giraffe got?

It's got four legs.



3 Listen and choose.

How many
animals?



4 Let's play.

What animal
is it?



Yes, it is.



Is it a lion?






13b Animals



1 Watch and read.

1 Zebras are very fast animals. They've got a black and white body, four legs and a long tail.

2 Elephants are very big animals. They've got a grey body, four short legs, big ears and a long nose.



3 Dolphins are very clever animals. They've got a black and white body and a big mouth. How many legs have dolphins got? Oh, no! Dolphins haven't got legs. They've got a big tail.



Listen and say.



1

Are zebras fast animals?

2

Yes, they are.



4

No, they haven't.

3

Have they got big ears?



2 Read exercise one and say **yes** or **no**.

- 1 Zebras are very fast animals.
- 2 Zebras have got a yellow and a black body.
- 3 Elephants have got big ears.
- 4 Dolphins have got legs.



3 Look and say.



How many legs has an elephant got?

ears

legs

eyes

tails




It's got four legs.



13c Animals



1 Listen, point and repeat.



2 Look and say.



Where is the sheep?



It's between the pig and the cow.



Listen and say.



What do cows eat?



They eat grass.



3 Look and say.

What do cows eat?

1



They eat grass.

2



grass

carrot

3



cabbage



4



4 Ask and answer.



Is a sheep
your favourite
farm animal?



Yes, it is.






13d Project



1 Read, draw and write.



Giraffes are very beautiful animals! They've got a small head and a long neck. They've got four long legs, a big body and a short tail. Giraffes can run fast. They eat grass.





13e

Revision. Now I Can



1 Look and say.

Number 1 is a parrot.



2 Ask and answer.

What is it?

It's a rabbit. It's white. It's got a pink nose, two long ears and a short tail. It eats carrots and it can jump.




Ти відвідуєш свого дідуся та бабусю у селі. Розкажи, які у них є свійські тварини та опиши їх.



14a At School



1 Listen, point and repeat.



2 Look and say.



Where is the window?



It's opposite the door!



Listen and say.

1 What's this?

2 It's a board.

3 Where is the board?

4 It's on the wall.




3 Listen and say **yes** or **no**.

The board is on the wall.

Yes!

- 1 The board is black.
- 2 The clock is on the wall.
- 3 The bookcase is opposite the board.
- 4 The table is opposite the desks.
- 5 The clock is next to the bookcase.



4 Ask and answer.

1 Is the board opposite the door?

2 No, it isn't!

3 Are the chairs next to the desks?


4 Yes, they are.



14b At School



1 Watch and read.



Eli: Look at my classroom! It isn't big but it's clean and very cozy. You can see desks, chairs, a bookcase with books and a board in my classroom.



Eli: Who's that? Oh, no! He's Bobby, an angry magician. What are you doing here, Bobby?

Bobby: Can I have English lessons, too? Please, can I?



Teacher: Of course! This is your desk, Bobby! Sit down! Now you aren't a bad magician. You're a clever magician! Welcome to our school!



Listen and say.



What's this?



It's a window!



2 Read exercise one and complete.

big

magician

clean
and cozy

bookcase

- 1 My classroom isn't
- 2 My classroom is
- 3 You can see a with books.
- 4 That's Bobby, a



3 Look and say.

What's that?



Oh, it's a desk!

1



2



3



5



4




6



4 Ask and answer.

What's this?
Is it
a bookcase?



No, it isn't!
It's a door!





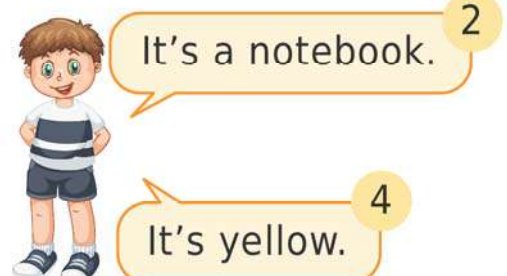
14c At School



1 Listen, point and repeat.



2 Look and say.





Listen and say.

Kate



Whose is it? 3

It's Kate's. 4

What's this? 1

It's a school bag. 2



Where is it? 5

It's on the desk. 6




3 Look, ask and answer.

Mindy



- ▶ Whose book is it?
- ▶ It's Mindy's.
- ▶ Where is it?
- ▶ It's in the school bag.

Pete



- ▶ Whose crayons are they?
- ▶ They're Pete's.
- ▶ Where are they?
- ▶ They're on the desk.

pencil case

on the notebooks

Dave



Jane

clock

on the wall



4 Let's play.

1 What's in my school bag?

Is it a book? 2

3 Yes, it is!





14d Project



1 Read and write about your classroom.



Look at me classroom! It isn't big but it's very cozy.



This is a big green board on the wall and that is a teacher's table with books and a pink clock on it.

And those are two windows. They're opposite the door.

Can you see a bookcase? It's between the board and the window. It's very small.

And these are three desks with 3 chairs.

Look at my new school bag between the desks. It's green!



14e

Revision. Now I Can




1 Look and say.

Number 1
is a board.



2 Look and describe.

This is my classroom.
It's got two windows.
They're opposite the
door...



Ти завітав до своїх друзів у місті Харків. Вони запросили тебе до своєї школи. Опиши як виглядає класна кімната.



1

Phonics



1 Watch the video and sing a song.





2

Phonics



1 Listen, point and repeat.



2 Watch the video and remember.





3

Phonics



1 Listen, point and repeat.





4

Phonics



1 Listen, point and repeat.





5 Phonics



1 Listen, point and repeat.





6

Phonics



1 Listen, point and repeat.





7

Phonics



1 Watch the video and repeat.

1 Bb /b/	7 Kk /k/	13 Ss /s/
2 Cc /k/	8 Ll /l/	14 Tt /t/
3 Dd /d/	9 Mm /m/	15 Vv /v/
4 Ff /f/	10 Nn /n/	16 Ww /w/
5 Gg /g/	11 Pp /p/	17 Xx /ks/
6 Hh /h/	12 Rr /r/	18 Zz /z/



8 Phonics a



1 Watch the video and repeat.

Відкритий склад /eɪ/

Закритий склад /æ/

Прикінцеве -e не читається і не пишеться

nam /n eɪ m/

map /m æ p/



9 Phonics o oo



1 Watch the video and repeat.

Відкритий склад /əʊ/

Закритий склад /ɒ/

Читання буквосполучення oo /u:/

Прикінцеве -e не читається і не пишеться

role /r əʊ l/

stop /s t ɒ p/

pool /p u: l/

room /r u: m/



10

Phonics

e

ea

ee



1 Watch the video and repeat.

Відкритий склад /i:/

Закритий склад /e/

Прикінцеве -e не читається і не пишеться

Читання буквосполучень ee, ea /i:/

Р e t e

/ p i: t /

s ea

/ s i: /

l e g

/ l e g /

m ee t

/ m i: t /



11

Phonics

i = y



1 Watch the video and repeat.

Відкритий склад /a/

Закритий склад /i/

Прикінцеве -e не читається і не пишеться

m y

/ m a/ /

f i n e

/ f a i n /

b i g

/ b i g /



12

Phonics

u



1 Watch the video and repeat.

Відкритий склад

/ju:/

u

Закритий склад

/ʌ/

f u m e

↓ ↓ ↓

/fju:m/

Прикінцеве -e
не читається
і не пишеться

f u n

↓ ↓ ↓

/fʌn/



13

Phonics

sh



1 Watch the video and repeat.

Буквосполучення

sh

/ʃ/

f r e sh

↓ ↓ ↓ ↓

/freʃ/

sh e ll

↓ ↓ ↓

/ʃel/



14

Phonics

ch



1 Watch the video and repeat.

Буквосполучення

ch

/tʃ/

p ea ch

↓ ↓ ↓

/pi:tʃ/

ch ea p

↓ ↓ ↓

/tʃi:p/

Fairy English



Student's book

2